

University Preparatory Academy

High School

Annual Report

2008-2009



600 Antoinette Street
Detroit, Michigan 48202

313.874.4340

Danielle Jackson
Principal

MISSION

The mission of University Preparatory Academy is to demonstrate that urban students can succeed in post-secondary education, given personalized education and a relentless commitment to their success.

School Improvement Team Members: Jessica Martiny, Megan Brown, Renee Fricke, Lori Johnson, James Hunter, Sarah Pazur, Theresa Henderson, Jim Feldkamp, Leena Mangrulkar, Otha Williams and Danielle Jackso

Curriculum and Staff

The staff of University Preparatory High School is engaged in continuous review of curriculum in the four core content areas (English Language Arts, Math, Social Studies and Science) to effectively align our teaching with standards and benchmarks outlined in the Michigan Curriculum Framework and the ACT College Readiness Standards. During the 2008-09 school year, High School teachers also participated in a collaborative effort to identify Power Teaching Standards (the skills and content of highest importance) in all core content areas to provide common focus, facilitate consistency between schools at the same level, and ensure smooth transitions between elementary, middle and high school levels.

Caring, Dedicated Staff

The federal No Child Left Behind (NCLB) Act of 2001 requires public school teachers to meet their state’s definition of Highly Qualified Teacher for each core academic subject they teach. These qualifications include a Bachelor’s degree or higher, full state teacher certification, and demonstrated competency, as defined by the State. UPA High School is staffed by a deeply committed and caring corps of teachers. They all meet the requirements of Highly Qualified as outlined in NCLB.

Teacher Qualification Status						
	Certified Teachers	Provisional Certification	Bachelor’s Degree	Master’s Degree	Special Education Certification	% Highly Qualified Teachers
UPA High School	48	40	20	29	2	100
Total	133	110	78	57	5	100

PARENTS RIGHT-TO-KNOW

To comply with the No Child Left Behind Act of 2001, Parents Right-to-Know, parents may request information regarding the professional qualifications of the student’s classroom teachers and paraprofessionals, if applicable.

For more information, please contact Mr. Matthew Medley via email at mmedley@nulgroup.org or at 313-268-5624

School Improvement and Student Achievement

University Preparatory High School utilizes the Michigan School Improvement Framework to organize its ongoing improvement efforts. UPA High School has a School Improvement Team composed of parents, teachers and building administration that develops, implements and evaluates a School Improvement Plan. These teams meet periodically throughout each year to monitor implementation of their plans, make revisions as necessary, and update the plan for each coming year.

Student Achievement Goals

1. Improve Math Achievement – By July, 2010, we will increase the number of students who either meet or exceed MME standards on Math subtest by 15%.
2. Improve Reading Achievement – By July, 2010, we will increase the number of students demonstrating proficiency on the MME Reading Test by 10% or more.
3. Improve Writing Achievement – By July, 2010, we will increase the number of students demonstrating proficiency on the MME Writing Test and the number of students who achieve an average of 4 or better on MyAccess by 15% or more.

EdYes! and NCLB

All schools in the State of Michigan are required to report on their status regarding the State of Michigan's EdYes! Program and the achievement targets set out in the federal No Child Left Behind (NCLB) Act. UPA High School's status is summarized below:

Adequate Yearly Progress (AYP) and Education YES! Status						
School Name	2007-2008			2008-2009		
	English Language Arts AYP	Math AYP	Ed Yes Grade	English Language Arts AYP	Math AYP	Ed Yes Grade
University Prep High School	No	No	D	Yes	Yes	C
University Preparatory Academy School District	Yes	Yes		Yes	Yes	

District Cohort Graduation Rate

The graduation rate is the percentage of ninth grade students who graduate from high school within four years, adjusted for students who move out of the school district. The rate is calculated by the State from data provided by the District. UPA's graduation rate for 2007-08 was 100%. The graduation rate for 2009-09 was 94%.

	2007-2008	2008-2009
High School Graduation Rate	93%	100%

Attendance

Regular school attendance is critical to high academic achievement. A school's attendance rate is calculated by dividing the total days of attendance of all students in a given year by the total possible number of days of attendance. The attendance rate for UPA Elementary School – Mark Murray Campus students can be seen in the chart below.

School	2007-2008	2008-2009
UPA High School	86	90
District Total	88	93

Dual Enrollment

Each year UPA 11th and 12th grade students who meet identified academic criteria participate in our dual enrollment program. These students take a variety of courses of their choosing for college credit. A summary of participation rates follows:

2007-2008		2008-2009	
#	%	#	%
50	9.7	54	10.3

Parent Participation

Parents at UPA High School contribute to the success of our school in many ways. They volunteer in classroom activities, support athletic and arts programs, chaperone school trips, serve on our School Improvement Team and other decision-making committees, and provide input regarding school programs and practices. They play their most important role, however, in participating in their children's individual Learning Team Meetings several times each year. These meetings shape each student's Learning Plan, the key document that guides each student's education.

% of Students with one or more Parents Attending Learning Team Meetings

School	2007-2008	2008-2009
UPA High School	75	66
District Total	82	81

Curriculum and Programmatic Enhancements and Points of Pride

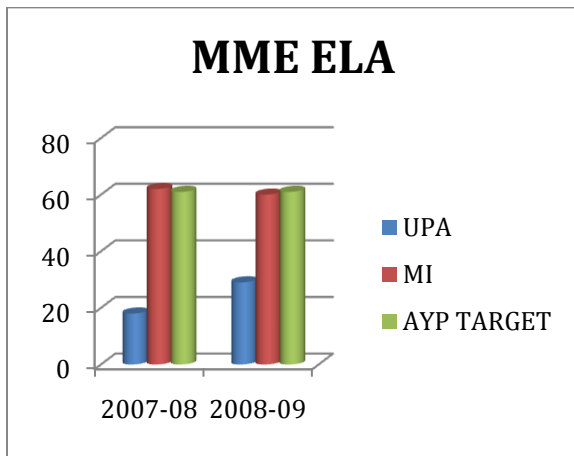
The 2008-09 school year saw several important curriculum and programmatic enhancements at UPA High School. Some of the most notable were:

- Met all requirements for Adequate Yearly Progress (AYP) as set by the federal government in the No Child Left Behind (NCLB) Act
- Implemented revised English Language Arts and Social Studies curricula
- Implemented Key Math Curriculum
- Expanded instructional time for Math and Science classes
- Instituted daily common planning time for Advisors
- Instituted Grade Level and Departmental Leaders
- Instituted High School Leadership Team composed of all grade level and Departmental Leaders, Co-Principals, Director of Student Development, LTI Director, College Counselor and Athletic Director. This team meets biweekly and is responsible for the implementation of the School Improvement Plan and all initiatives.
- Introduced Mandatory After School Tutoring for struggling students
- Introduced Elective classes during the school day
- Initiated use of Data Director, a data warehouse to enable more effective review and analysis of student achievement data for improved instructional planning

UNIVERSITY PREPARATORY ACADEMY MME RESULTS HIGH SCHOOL

2008-2009

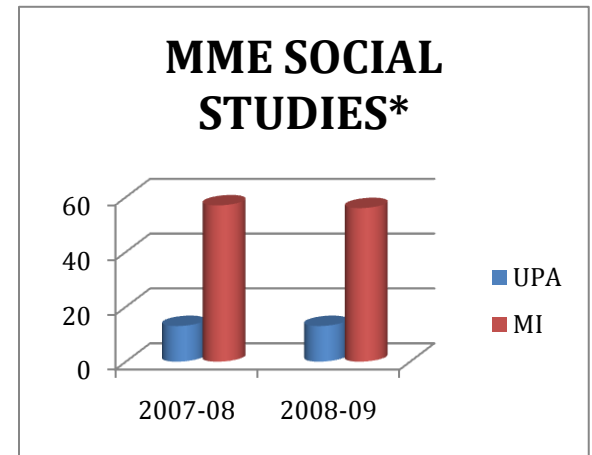
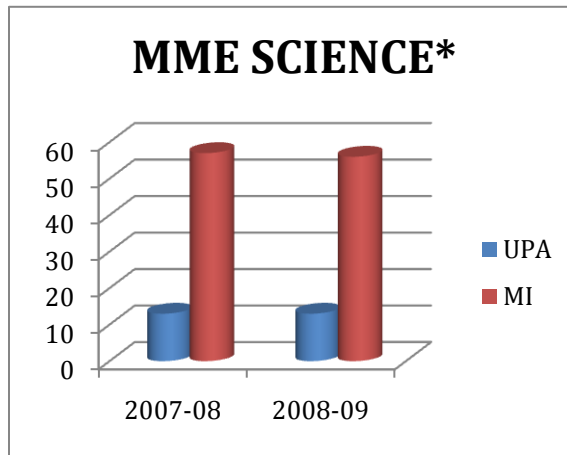
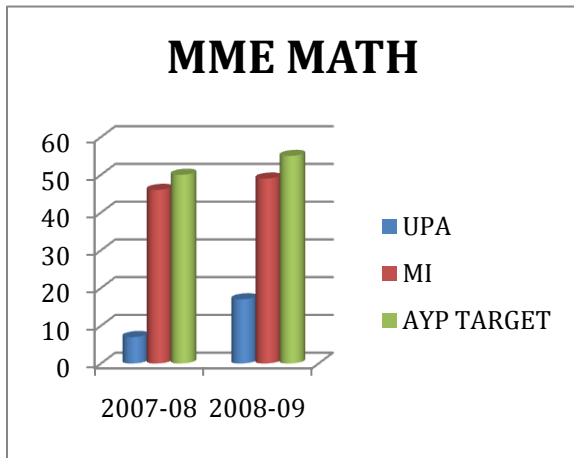
ENGLISH LANGUAGE ARTS		GRADE11							
		Number Enrolled	% Not Tested	Not Proficient	Partially Proficient	Proficient	Advanced	Proficient Advanced	Proficient MEAP & MI-Access
DISTRICT	07-08	129	3.8	23	59	18	0	18	18
	08-09	127	0	14	56	29	0	29	30
FEMALES	07-08	68	2.9	16	64	20	0	20	20
	08-09	74	0	12	59	29	0	29	30
MALES	07-08	62	3.0	30	55	16	0	16	17
	08-09	53	0	17	53	30	0	30	30
AFRICAN AMERICAN	07-08	129	3.8	23	60	17	0	17	18
	08-09	127	0	14	56	30	0	30	31
ECON. DISADVANTAGED	07-08	72	1.3	28	57	16	0	16	18
	08-09	92	0	18	54	29	0	29	32
ECON. ADVANTAGED	07-08	57	2.7	13	64	22	0	22	22
	08-09	35	0	6	63	31	0	31	31



UNIVERSITY PREPARATORY ACADEMY MME RESULTS HIGH SCHOOL

2008-2009

11 TH GRADE		MATHEMATICS								SCIENCE								SOCIAL STUDIES							
		Number Enrolled	% Not Tested	Not Proficient	Partially Proficient	Proficient	Advanced	Proficient Advanced	Proficient MEAP & MI-Access	Number Enrolled	% Not Tested	Not Proficient	Partially Proficient	Proficient	Advanced	Proficient Advanced	Proficient MEAP & MI-Access	Number Enrolled	% Not Tested	Not Proficient	Partially Proficient	Proficient	Advanced	Proficient Advanced	Proficient MEAP & MI-Access
DISTRICT	07-08	129	3.3	77	16	7	0	7	8	129	3.8	69	18	13	0	13	14	129	3.1	19	33	47	2	48	49
	08-09	128	3.9	70	12	17	0	17	18	128	3.1	60	26	13	0	13	14	128	4.4	24	20	46	10	56	57
FEMALES	07-08	68	1.4	83	9	8	0	8	8	68	4.4	63	20	17	0	17	17	68	4.4	19	31	50	0	50	50
	08-09	73	4.1	76	11	13	0	13	14	73	1.3	63	27	10	0	10	11	73	4.4	25	22	46	7	54	55
MALES	07-08	62	3.2	72	22	6	0	6	7	62	3.2	75	16	9	0	9	10	62	1.6	20	34	43	3	46	47
	08-09	52	3.8	63	14	24	0	24	24	52	4.7	56	26	18	0	18	18	52	4.7	22	18	46	14	60	60
AFRICAN AMERICAN	07-08	126	3.9	78	16	6	0	6	7	126	3.9	69	18	13	0	13	13	126	3.1	20	32	46	2	48	48
	08-09	127	1.5	70	12	17	0	17	18	127	1.5	60	26	13	0	13	14	127	4.5	24	20	46	10	56	56
ECON. DISADVANTAGED	07-08	81	4.9	80	15	5	0	5	6	81	4.9	71	18	11	0	11	12	81	4.9	25	31	43	0	43	44
	08-09	90	3.1	69	13	18	0	18	19	90	2.3	61	25	14	0	14	16	90	3.3	24	21	45	9	55	57
ECON. ADVANTAGED	07-08	48	2.0	72	17	11	0	11	11	48	0	64	18	18	0	18	18	48	0	9	35	52	4	57	57
	08-09	35	2.8	74	12	15	0	15	15	35	2.8	59	29	12	0	12	12	35	2.8	21	18	48	12	61	61



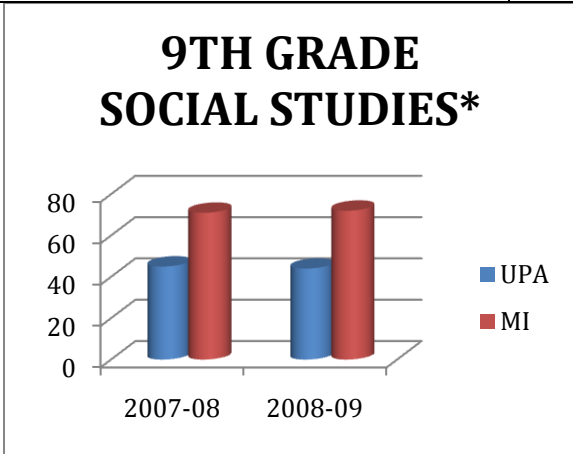
*There are no AYP Targets for Science and Social Studies

UNIVERSITY PREPARATORY ACADEMY MEAP RESULTS

HIGH SCHOOL

2008-2009

SOCIAL STUDIES		GRADE 9							
		Number Enrolled	% Not Tested	Not Proficient	Partially Proficient	Proficient	Advanced	Proficient Advanced	Proficient MEAP & MI-Access
DISTRICT	07-08	128	1.5	12	44	35	9	45	45
	08-09	126	4.7	15	40	40	5	44	44
FEMALES	07-08	76	2.6	11	41	36	13	49	49
	08-09	71	4.8	14	39	42	4	46	46
MALES	07-08	52	0	13	48	35	4	38	38
	08-09	55	1.9	16	42	36	5	42	42
AFRICAN AMERICAN	07-08	127	1.5	12	43	35	9	45	45
	08-09	126	4.7	15	40	40	5	44	44
ECON. DISADVANTAGED	07-08	75	2.6	9	44	36	11	47	47
	08-09	88	4.8	16	41	39	5	43	43
ECON. ADVANTAGED	07-08	41	0	12	39	39	10	49	49
	08-09	38	0	13	39	42	5	47	47



*There are no AYP targets in Social Studies