

University Preparatory Middle School

Annual Report

2008-2009



5310 St. Antoine Street
Detroit, Michigan 48202

313.831.0100

Monica Martin
Principal

MISSION

The mission of University Preparatory Academy is to demonstrate that urban students can succeed in post-secondary education, given personalized education and a relentless commitment to their success.

School Improvement Team Members: Jason Smith, Al Defreece, Tamika Cresswell, Corlis Brown-Lloyd, James Miller, Zuqueta Brown, and Monica Martin

Curriculum and Staff

The staff of University Preparatory Academy (UPA) Middle School is engaged in continuous review of curriculum in the four core content areas (English Language Arts, Math, Social Studies and Science) to effectively align our teaching with standards and benchmarks outlined in the Michigan Curriculum Framework and the ACT College Readiness Standards. During the 2008-09 school year, Middle School teachers also participated in a collaborative effort to identify Power Teaching Standards (the skills and content of highest importance) in all core content areas to provide common focus, facilitate consistency between schools at the same level, and ensure smooth transitions between elementary, middle and high school levels.

Caring, Dedicated Staff

The federal No Child Left Behind (NCLB) Act of 2001 requires public school teachers to meet their state's definition of Highly Qualified Teacher for each core academic subject they teach. These qualifications include a Bachelor's degree or higher, full state teacher certification, an demonstrated competency, as defined by the State. UPA Middle School is staffed by a deeply committed and caring corps of teachers. They all meet the requirements of Highly Qualified as outlined in NCLB.

Teacher Qualification Status						
	Certified Teachers	Provisional Certification	Bachelor's Degree	Master's Degree	Special Education Certification	% Highly Qualified Teachers
UPA Middle School	27	21	19	8	1	100

PARENTS RIGHT-TO-KNOW

To comply with the No Child Left Behind Act of 2001, Parents Right-to-Know, parents may request information regarding the professional qualifications of the student's classroom teachers and paraprofessionals, if applicable.

For more information, please contact Mr. Matthew Medley via email at mmedley@nulgroup.org or at 313-268-5624

Student Achievement Goals

1. Improve Math Achievement – By October 2010, at least 80% of 7th and 8th graders will achieve Proficient status on the MEAP Mathematics Test.
2. Improve Reading Achievement – By October 2010, at least 10% additional students will meet or exceed state standards on the MEAP Reading Test and the Measures of Academic Progress (MAP) Reading Test. In addition, at least 80% of students will meet their individual RIT targets on the Spring, 2010 MAP Reading Test.
3. Improve Writing Achievement – By October, 2010 at least 80% of 6th graders and 90% of 7th and 8th graders will demonstrate Proficient status on the MEAP Writing Test. In addition, at least 10% of 7th and 8th graders will demonstrate Advanced status.

Core Curriculum Status

Core curriculum is the standard curriculum covering English Language Arts, Social Studies, Mathematics and Science. The core curriculum at UPA Middle School follows the Michigan Department of Education’s Curriculum Framework.

UPA Middle School Advisors are engaged in continuous review of the curriculum in all core content areas to create tight alignment with the Michigan Curriculum Framework. During the 2008-09 school year, Middle School staff worked with their colleagues across UPA’s K-12 system to identify Power Teaching Standards. These are a subset of Michigan Curriculum Framework benchmarks that are deemed to be most critical to student success. This work was undertaken to ensure common learning experiences across classrooms and to facilitate a smooth transition between elementary, middle and high school levels.

Copies of the core curriculum and Power Standards are available for review by contacting the building Principal at 313-831-0100.

2008-09 Professional Development Priorities

UPA Middle School staff, in collaboration with the building School Improvement Team, identified the following priorities for the 2008-09 school year to support them in achieving their school improvement goals: Curriculum Alignment, Using Data to Improve Results, Differentiated Instruction in Mathematics, and School Improvement Planning and Evaluation. The staff participated in a number of activities during August training and over the course of the year to strengthen skills in these areas.

EdYes! And NCLB Report Card

All schools in the State of Michigan are required to report on their status regarding the State of Michigan’s EdYes! Program and the achievement targets set out in the federal No Child Left Behind (NCLB) Act. UPA Middle School’s status is summarized below:

Adequate Yearly Progress (AYP) and Education YES! Status						
School Name	2007-2008			2008-2009		
	English Language Arts AYP	Math AYP	Ed Yes Grade	English Language Arts AYP	Math AYP	Ed Yes Grade
University Prep Middle School	Yes	Yes	C	No*	Yes	
University Preparatory Academy School District	Yes	Yes		Yes	Yes	

*Academic targets were met, but school missed 95% participation rate for Special Education subgroup by 4%.

Attendance

Regular school attendance is critical to high academic achievement. A school’s attendance rate is calculated by dividing the total days of attendance of all students in a given year by the total possible number of days of attendance. The attendance rate for UPA Middle School students for the past two years can be seen in the chart below.

School	2007-2008	2008-2009
UPA Middle School	89	95

District Cohort Graduation Rate

The graduation rate is the percentage of ninth grade students who graduate from high school within four years, adjusted for students who move out of the school district. The rate is calculated by the State from data provided by the District. UPA's graduation rate for 2007-08 was 100%. The graduation rate for 2009-09 was 94%.

Parent Participation

Parents at UPA Middle School contribute to the success of our school in many ways. They volunteer in classrooms, support athletic and arts programs, chaperone school trips, serve on our School Improvement Team and other decision-making committees, and provide input regarding school programs and practices. They play their most important role, however, in participating in their children's individual Learning Team Meetings several times each year. These meetings shape each student's Learning Plan, the key document that guides each student's education. \

In the 2007-08 school year, 76% of parents participated in Learning Team Meetings. Sixty-eight percent participated in 2008-09. It is a goal of UPA Middle School to increase the rate of parent participation in these meetings in 2009-10.

Curriculum and Programmatic Enhancements and Points of Pride

The 2008-09 school year saw several important curriculum and programmatic enhancements at UPA Middle School. Some of the most notable were:

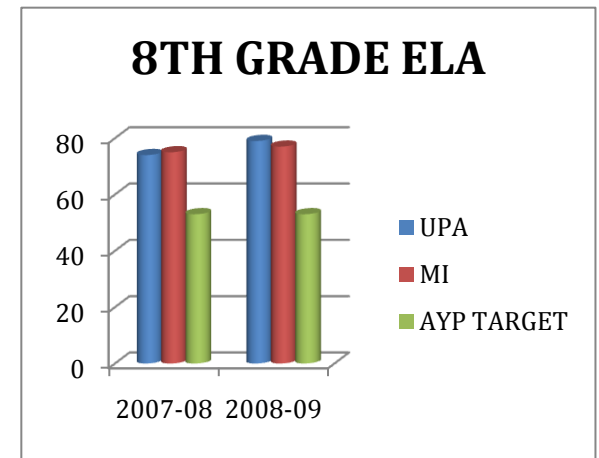
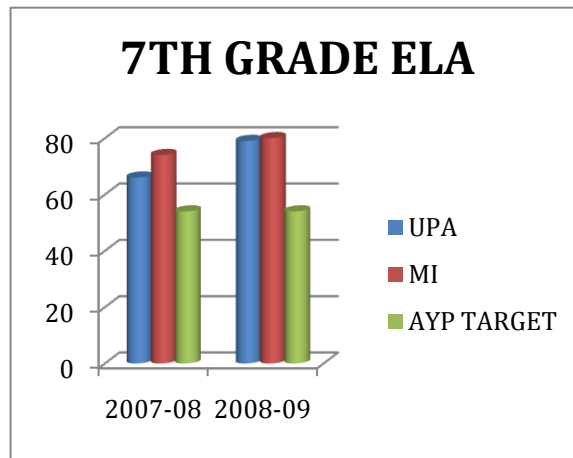
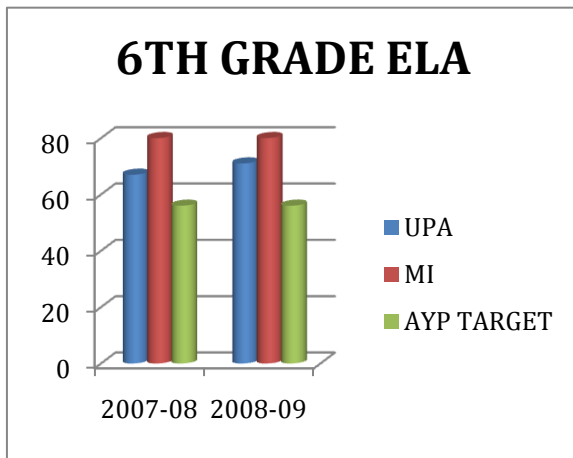
- Implementation of a revised, integrated English Language Arts and Social Studies curriculum
- Implementation of Connected Mathematics Program
- Continuing to meet the academic requirements of Adequate Yearly Progress for the 8th consecutive year (every year since the inception of the school)
- Introduction of full day summer program that combined academic development activities, cultural enrichment trips, and arts/elective classes
- Provision of common planning time for Advisors at each grade level to support their collaboration in planning and use of data to improve results
- Initiation of Elective Classes for all students, including Art, Vocal and Instrumental Music
- Vocal and Instrumental Music Concerts involving the performance of over 150 students
- Poetry Cafes

UNIVERSITY PREPARATORY ACADEMY MEAP RESULTS

MIDDLE SCHOOL

2008-2009

ENGLISH LANGUAGE ARTS		GRADE 6									GRADE 7									GRADE 8								
		Number Enrolled	% Not Tested	Not Proficient	Partially Proficient	Proficient	Advanced	Proficient Advanced	Proficient MEAP & MI-Access	Number Enrolled	% Not Tested	Not Proficient	Partially Proficient	Proficient	Advanced	Proficient Advanced	Proficient MEAP & MI-Access	Number Enrolled	% Not Tested	Not Proficient	Partially Proficient	Proficient	Advanced	Proficient Advanced	Proficient MEAP & MI-Access			
DISTRICT	07-08	119	0	1	32	61	6	67	67	117	.8	3	30	60	6	66	67	118	1.7	4	22	62	11	74	74			
	08-09	129	2.3	4	25	62	9	71	71	126	2.4	2	18	73	7	70	81	128	3.1	2	18	73	7	79	80			
FEMALES	07-08	53	0	0	25	66	9	75	75	59	0	2	31	62	5	67	69	65	0	5	18	63	14	77	78			
	08-09	69	1.4	1	21	74	4	78	78	57	1.8	0	12	81	7	88	89	63	3.2	0	12	81	7	88	89			
MALES	07-08	66	0	2	38	58	3	61	61	58	1.7	5	30	58	7	65	65	53	3.8	4	27	62	8	69	69			
	08-09	60	3.3	7	31	48	14	62	62	69	2.4	5	23	66	6	72	74	65	3.1	5	23	66	6	72	74			
AFRICAN AMERICAN	07-08	118	0	1	32	61	6	67	67	114	.8	3	31	61	5	66	67	118	1.7	4	22	62	11	74	75			
	08-09	129	2.3	4	25	62	9	71	71	126	2.4	3	18	72	7	79	81	128	3.1	3	18	72	7	79	80			
ECON. DISADVANTAGED	07-08	88	0	0	38	57	6	63	63	82	1.2	3	36	55	6	61	62	74	1.4	4	26	59	11	70	72			
	08-09	95	1	4	27	62	9	71	71	89	3.4	2	21	73	4	76	79	96	4.2	2	21	73	4	76	78			
ECON. ADVANTAGED	07-08	31	0	3	16	74	6	81	81	35	0	6	17	71	6	77	77	44	0	5	16	67	12	79	79			
	08-09	39	5.1	3	22	66	9	75	75	37	0	3	11	72	$\frac{1}{4}$	86	86	32	3.1	3	11	72	14	86	86			

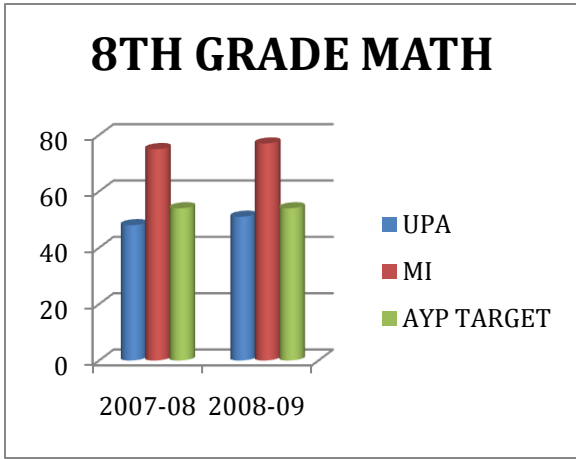
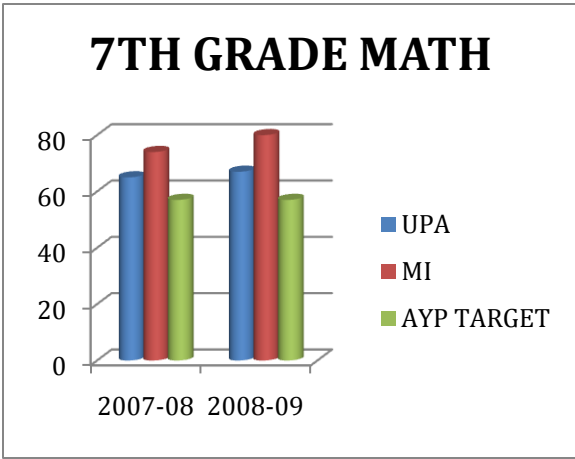
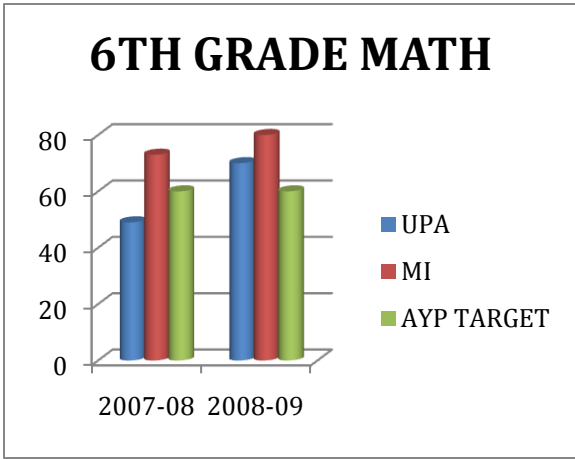


UNIVERSITY PREPARATORY ACADEMY MEAP RESULTS

MIDDLE SCHOOL

2008-2009

MATHEMATICS		GRADE 6								GRADE 7								GRADE 8							
		Number Enrolled	% Not Tested	Not Proficient	Partially Proficient	Proficient	Advanced	Proficient Advanced	Proficient MEAP & MI-Access	Number Enrolled	% Not Tested	Not Proficient	Partially Proficient	Proficient	Advanced	Proficient Advanced	Proficient MEAP & MI-Access	Number Enrolled	% Not Tested	Not Proficient	Partially Proficient	Proficient	Advanced	Proficient Advanced	Proficient MEAP & MI-Access
DISTRICT	07-08	119	0	21	30	36	13	49	67	117	.8	3	30	46	21	67	67	118	0	24	22	62	11	74	74
	08-09	129	3.9	12	18	50	20	70	71	126	0	2	32	44	22	65	67	128	0	17	31	37	14	51	52
FEMALES	07-08	53	0	13	34	43	9	53	75	59	0	5	36	40	19	59	59	65	0	26	35	25	14	38	40
	08-09	69	3.4	5	30	45	20	65	78	57	0	2	33	46	19	65	65	63	0	22	35	35	8	43	44
MALES	07-08	66	0	27	27	30	15	45	61	58	1.7	0	25	53	23	75	75	53	0	21	19	32	28	60	60
	08-09	60	5	7	26	53	14	67	62	69	0	3	31	42	24	66	69	65	0	13	28	39	20	59	59
AFRICAN AMERICAN	07-08	118	0	21	31	36	13	48	67	114	.8	3	30	46	21	67	67	118	0	24	28	28	20	48	49
	08-09	129	3.8	6	28	49	17	66	71	126	0	2	32	44	21	66	68	128	0	18	31	38	13	51	52
ECON. DISADVANTAGED	07-08	88	0	26	27	35	11	47	63	82	1.2	3	34	44	20	64	64	74	0	24	27	30	19	49	50
	08-09	95	3.1	5	30	44	20	65	71	89	0	3	35	40	22	61	63	96	0	20	32	34	14	48	49
ECON. ADVANTAGED	07-08	31	0	6	39	39	16	55	81	35	0	3	23	51	23	74	74	44	0	23	30	25	23	48	48
	08-09	39	11.7	7	23	63	7	70	75	37	0	0	25	53	22	75	75	32	0	10	24	45	16	61	61

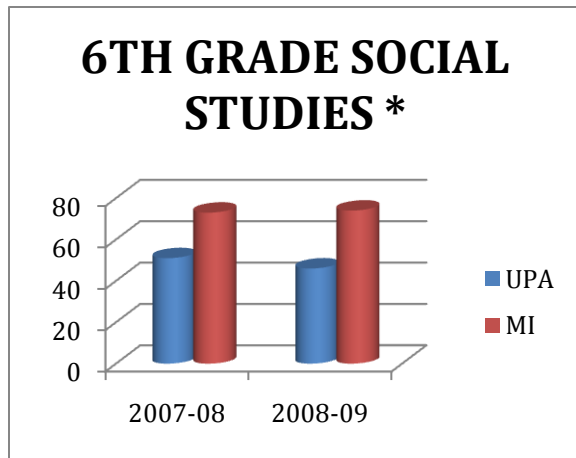


UNIVERSITY PREPARATORY ACADEMY MEAP RESULTS

MIDDLE SCHOOL

2008-2009

SOCIAL STUDIES		GRADE 6							
		Number Enrolled	% Not Tested	Not Proficient	Partially Proficient	Proficient	Advanced	Proficient Advanced	Proficient MEAP & MI-Access
DISTRICT	07-08	119	0	24	24	39	12	51	51
	08-09	129	1.5	25	29	27	19	46	46
FEMALESs	07-08	53	0	19	23	51	8	58	58
	08-09	69	0	28	26	30	16	46	46
MALES	07-08	66	0	29	26	30	15	45	45
	08-09	60	2.8	22	33	22	22	45	45
AFRICAN AMERICAN	07-08	118	0	25	24	40	12	52	52
	08-09	129	1.5	25	29	27	19	46	46
ECON. DISADVANTAGED	07-08	88	0	25	27	39	9	48	48
	08-09	95	0	26	25	29	19	48	48
ECON. ADVANTAGED	07-08	31	0	23	16	42	19	61	61
	08-09	34	5.8	22	41	19	19	48	48



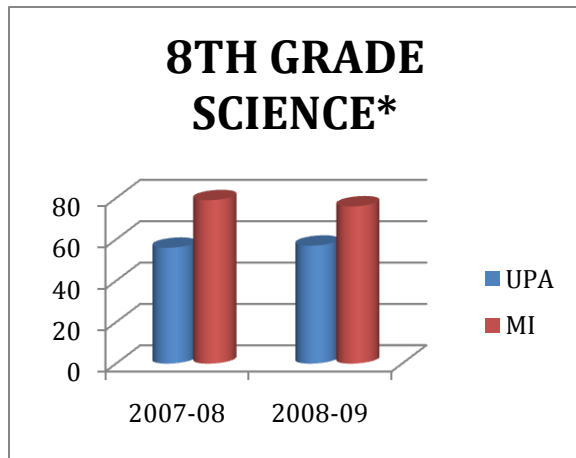
* There are no AYP targets for Social Studies

UNIVERSITY PREPARATORY ACADEMY MEAP RESULTS

MIDDLE SCHOOL

2008-2009

SCIENCE		GRADE 8							
		Number Enrolled	% Not Tested	Not Proficient	Partially Proficient	Proficient	Advanced	Proficient Advanced	Proficient MEAP & MI-Access
DISTRICT	07-08	118	0	7	36	52	5	57	58
	08-09	128	3.1	12	31	47	10	56	56
FEMALES	07-08	65	0	6	32	60	2	62	63
	08-09	65	3.2	13	39	44	3	48	48
MALES	07-08	53	0	8	42	42	9	51	51
	08-09	65	3.1	11	24	49	16	65	65
AFRICAN AMERICAN	07-08	118	0	7	36	52	5	57	58
	08-09	128	3.1	12	32	47	8	55	55
ECON. DISADVANTAGED	07-08	74	0	5	45	47	3	50	51
	08-09	96	2.1	14	36	44	6	50	50
ECON. ADVANTAGED	07-08	44	0	9	23	59	9	68	68
	08-09	32	6.6	7	17	57	20	77	77



* There are no AYP targets for Science